



KEY

- 1. Tithe Barn
- 2. Packhorse bridge
- 3. Bowls Club
- 4. Proposed sports pavilion
- 5. Cricket square
- 6. Culver Close
- 7. Tennis courts
- 8. Frome Road
- 9. Pound lane
- 10. Victory Field
- 11. Proposed amenity building



KEY

- 1. Existing containers
- 2. Proposed sports pavilion
- 3. Bowls club
- 4. Cricket square



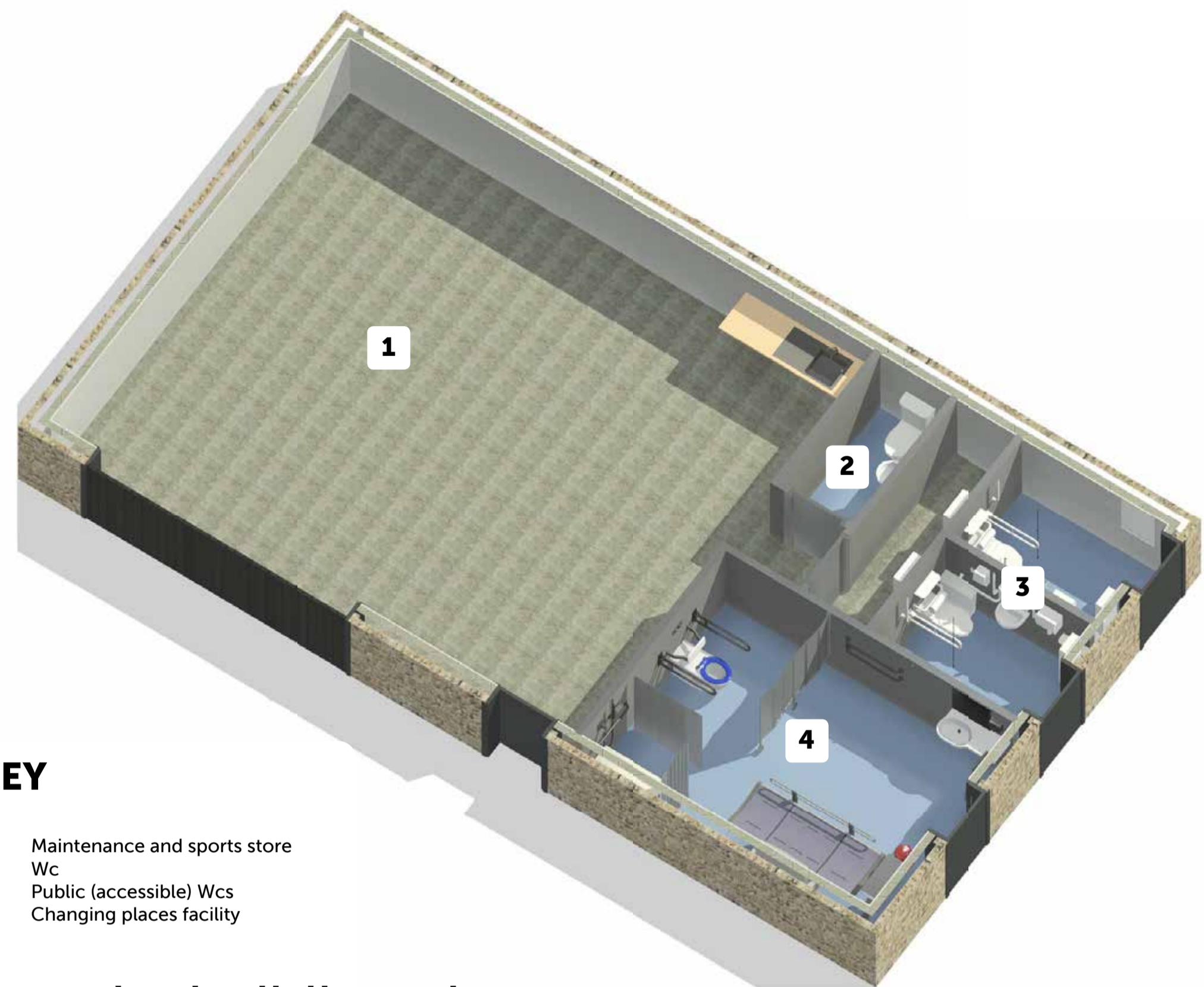
KEY

- 1. Green facade
- 2. Scoreboard and access to stores
- 3. Extensive green roof (sedum)
- 4. Reinforced rammed earth wall
- 5. Zinc canopy to walkway
- 6. Sliding timber security panels
- 7. PV installation
- 8. Benches (undercover)
- 9. Roof-lights to clubroom
- 10. Entrance to clubroom
- 11. Accessible walkway



Materials

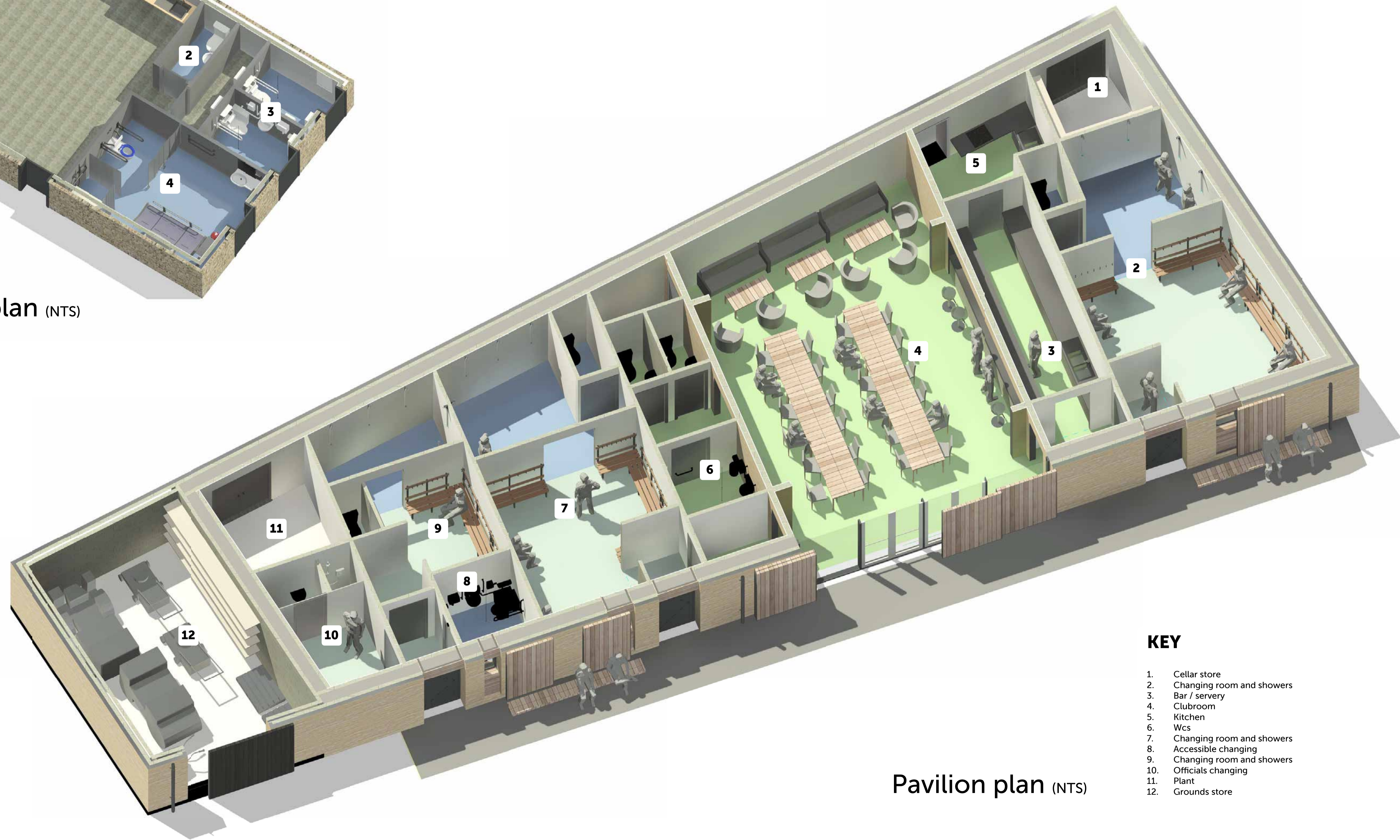




KEY

- 1. Maintenance and sports store
- 2. Wc
- 3. Public (accessible) Wcs
- 4. Changing places facility

Amenity building plan (NTS)



KEY

- 1. Cellar store
- 2. Changing room and showers
- 3. Bar / servery
- 4. Clubroom
- 5. Kitchen
- 6. Wcs
- 7. Changing room and showers
- 8. Accessible changing
- 9. Changing room and showers
- 10. Officials changing
- 11. Plant
- 12. Grounds store

Pavilion plan (NTS)

IMAGE TO BE UPDATED.....

1

2

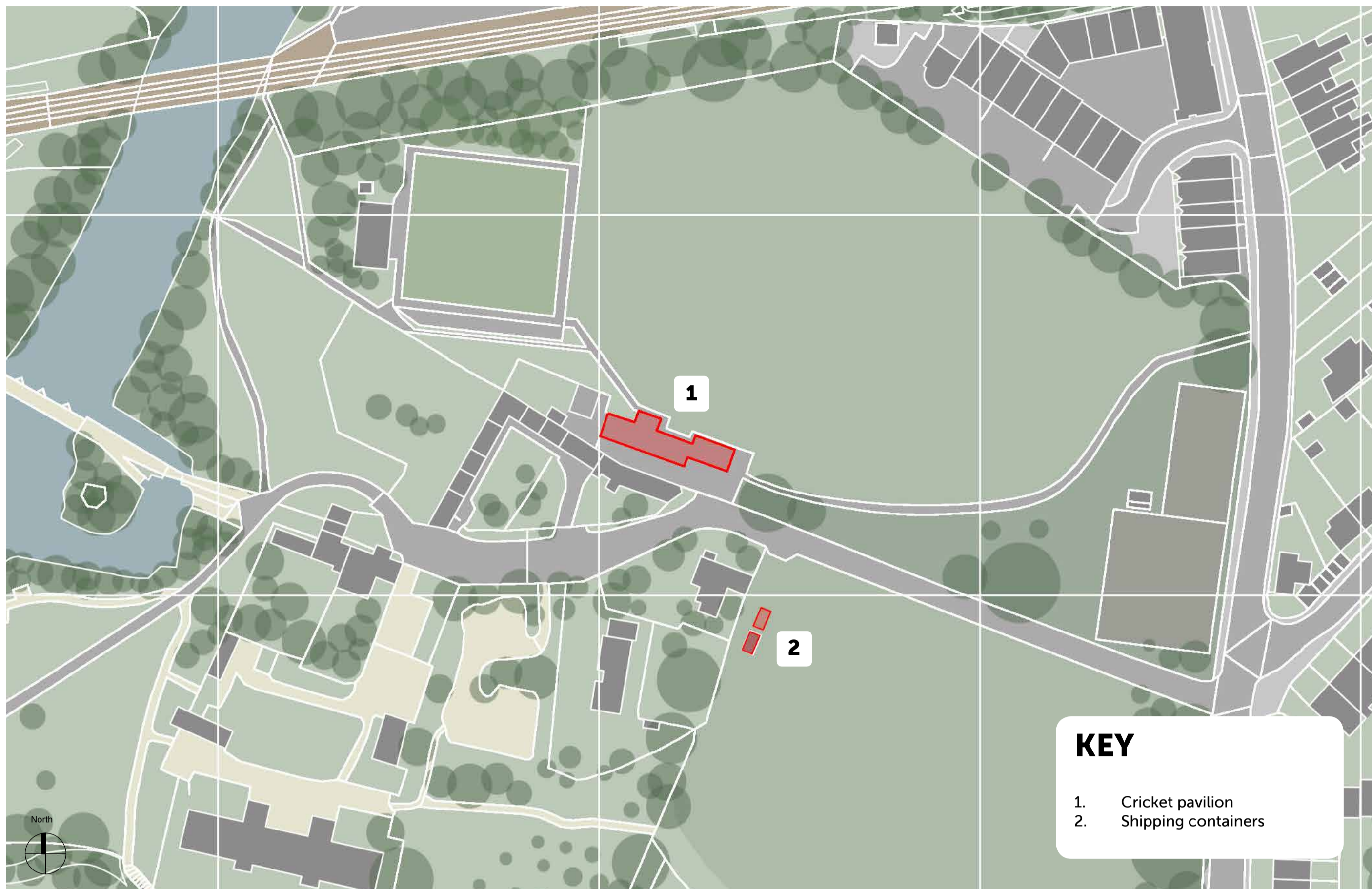
2

2

KEY

- 1. Proposal
- 2. Coursed random rubble stone
- 3. Clay roof
- 4. Existing pavilion





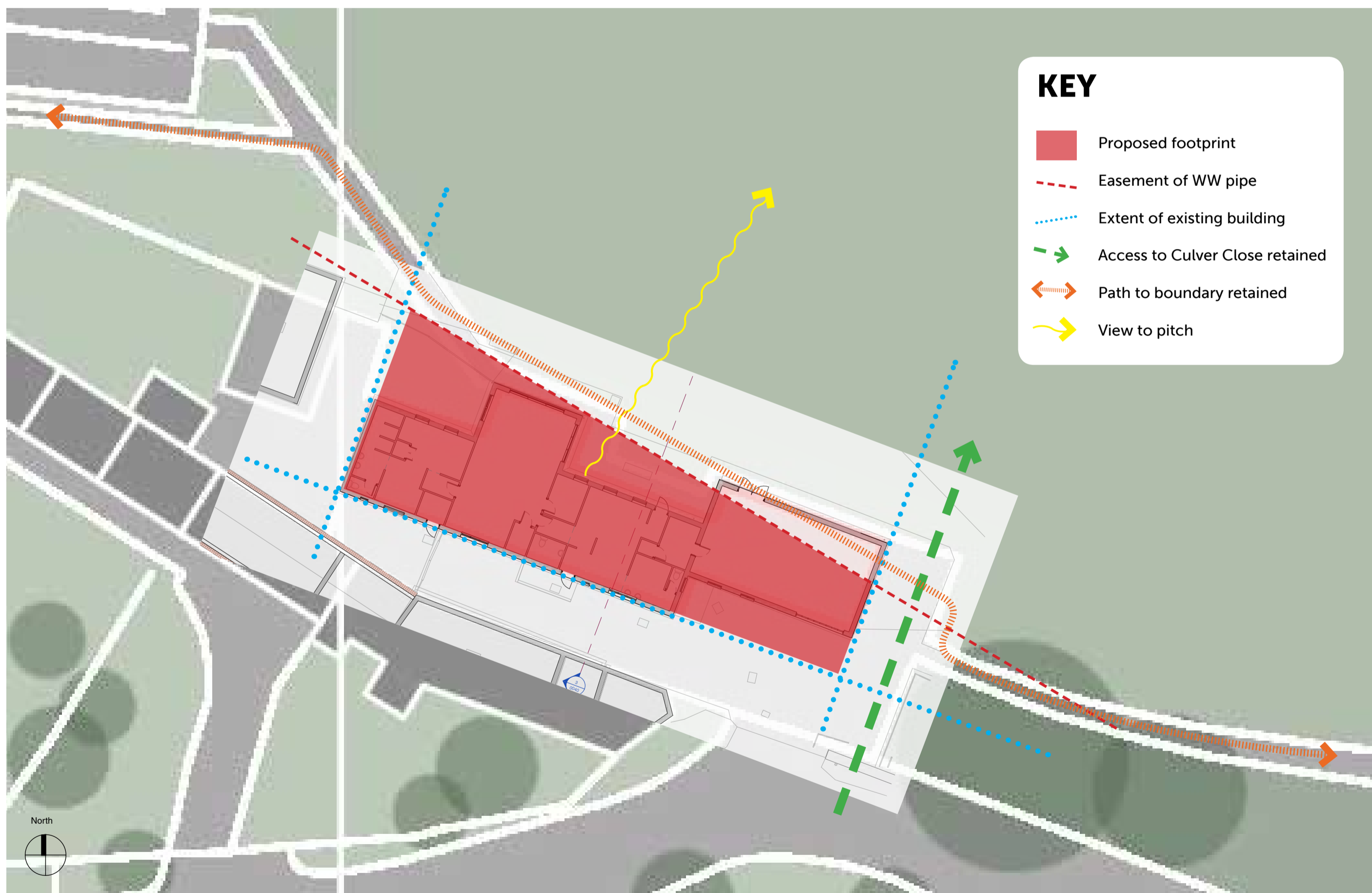
Location plan - As existing, showing buildings to be removed



Existing pavilion with extents



Proposed pavilion with existing extents overlaid



Development strategy - Overlaid on existing pavilion plan

Introduction

These panels illustrate a proposal to create a new community sports pavilion on Culver Close and an amenity building on Victory Field. Both are to replace the current poor quality, non-compliant cricket pavilion and the shipping containers respectively.

The principle of the proposal is to create new facilities that will serve the wider community of Bradford on Avon with appropriate accommodation for all, within a highly sustainable, energy efficient building.

The form, orientation, mass and materials illustrated, have been carefully considered, to sit comfortably in this extremely sensitive location.

This panel focuses on the community sports pavilion and illustrates the design strategy in terms of the response to the constraints of the Wessex Water (WW) overflow pipe, the extents of the existing pavilion in plan and the desire to create the new building within the "volume" extents (2 images above) of the current building.